



सत्यमेव जयते



Ministry of Electronics & Information Technology

ReALCRaft

Registration and License issuing system to Indian Fishing Vessels

A Project to Strengthen the Coastal & Fishermen Security,

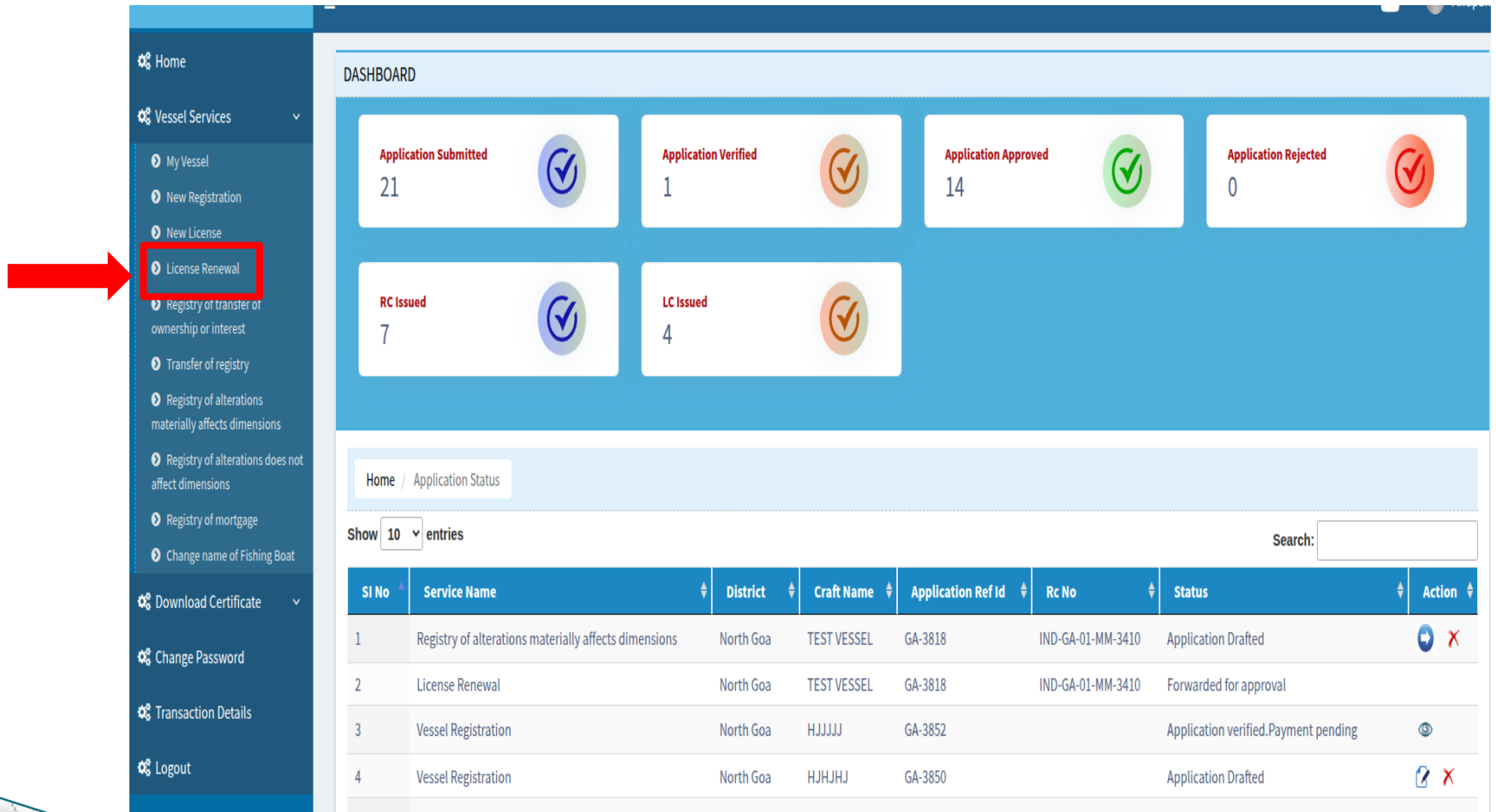
National Database on Fishing Vessels

A Joint Initiative of DAFD, Govt. of India & National Informatics Centre








New License - Online

Step 1: Select the 'New License' option from the Vessel Services menu.



The screenshot shows a web application interface. On the left is a dark blue sidebar menu. The 'Vessel Services' section is expanded, showing several options. A red arrow points to the 'License Renewal' option, which is highlighted with a red rectangular box. The main content area is titled 'DASHBOARD' and features six summary cards: 'Application Submitted' (21), 'Application Verified' (1), 'Application Approved' (14), 'Application Rejected' (0), 'RC Issued' (7), and 'LC Issued' (4). Below the dashboard is a breadcrumb trail 'Home / Application Status', a 'Show 10 entries' dropdown, and a search bar. At the bottom is a table with application details.

SI No	Service Name	District	Craft Name	Application Ref Id	Rc No	Status	Action
1	Registry of alterations materially affects dimensions	North Goa	TEST VESSEL	GA-3818	IND-GA-01-MM-3410	Application Drafted	 
2	License Renewal	North Goa	TEST VESSEL	GA-3818	IND-GA-01-MM-3410	Forwarded for approval	
3	Vessel Registration	North Goa	HJJJJJ	GA-3852		Application verified.Payment pending	
4	Vessel Registration	North Goa	HJHJHJ	GA-3850		Application Drafted	 

Step 2 : Click the 'Apply now' button

The screenshot displays a web application interface for managing vessels. On the left is a blue sidebar menu with options: Home, Vessel Services, Download Certificate, Change Password, Transaction Details, and Logout. The main content area has a dark blue header with a 'Menu' button and a user profile 'Anupam'. Below the header, the section is titled 'MY VESSELS'. A breadcrumb trail shows 'Home / License'. There is a 'Show 10 entries' dropdown and a search bar. A table lists vessel details with columns: SI No, Service Name, District, Craft Name, Application Ref Id, Rc No, Status, and Action. The first row shows a 'New License' for 'AHMEDABAD' with 'TEST2' as the craft name, 'GJ-32283' as the application ref id, and 'IND-GJ-1-MM-80' as the rc no. The status is 'Not applied'. The 'Action' column contains an 'Apply Now' button, which is highlighted with a red box and a red arrow. At the bottom, it says 'Showing 1 to 1 of 1 entries' and includes 'Previous', '1', and 'Next' pagination controls.

SI No	Service Name	District	Craft Name	Application Ref Id	Rc No	Status	Action
1	New License	AHMEDABAD	TEST2	GJ-32283	IND-GJ-1-MM-80	Not applied	Apply Now

Step 3 : After clicking the Apply button, review the information entered and click Save.

Home

Vessel Services

Download Certificate

Change Password

Transaction Details

Logout

New License

District:AHMEDABAD

Registration Number:IND-GJ-1-MM-80

Date of Registration:14/08/2023

File Number:GJ-32283

Name of the Craft:TEST2

Base of Operation:MINGAIPUR

Place of Registry:AHMEDABAD

Name of leader:ANUPAMA

Permanent Address:vgfgdfcggy

Particulars of Fishing Vessel

Hull Length/Breadth/Draft(in Metre):4.000/5.000/6.000

Particulars of Engine

Make / HP

TATA / 200

Type of the Vessel:TRAWLER

How and When Acquired

No of Crew9

Crew Details

Crew Name and AddressCrew Insured

Gear Details:

Area of Operation:

Date of application:23-07-2025

Application Reference No.

License Period From:23-07-2025

Period To:22-07-2026

Fees

License Fee:1

Security Amount Fee:0

Security Available:0

Fees to be paid:1

Save

Exit

Step 4 : Click the 'Document' button to upload supporting documents.

- Home
- Vessel Services
- Download Certificate
- Change Password
- Transaction Details
- Logout

New License

Data added Successfully.Kindly Upload Documents

District:	AHMEDABAD	Date of application:	23-07-2025
Registration Number:	IND-GJ-1-MM-80	Application Reference No.	
Date of Registration:	14/08/2023	License Period From:	23-07-2025
File Number:	GJ-32283	Period To:	22-07-2026
Name of the Craft:	TEST2		
Base of Operation:	MINGAIPUR		
Place of Registry:	AHMEDABAD		
Location For License:	AHMEDABAD		
Name of leader:	ANUPAMA		
Permanent Address:	vgfgdfcggy		
Particulars of Fishing Vessel			
Hull Length/Breadth/Draft(In Metre):	4.000/5.000/6.000		
Particulars of Engine			
Make / HP	Engine Number / Year		
TATA / 200	FDGDF334-TERTERT5534		
Type of the Vessel:	TRAWLER		
How and When Acquired			
No of Crew	9		
Crew Details			
Crew Name and Address	Crew Insured		
Gear Details:			
Area of Operation:			

Fees

License Fee: 1

Security Amount Fee: 0

Security Available: 0

Fees to be paid: 1

Documents

Exit

Step 5 : Click the 'Choose File' button and upload all the documents.

Home

Vessel Services

Download Certificate

Change Password

Transaction Details

Logout

Document Details

Document

Ration Card

Voters Id Card

Documents of title to the fishing boat

BUYER/SELLER JOINT DECLARATION (50 RS STAMP)

REASON FOR CHANGE OF BOAT NAME ON RS.100 STAMP PAPER

Select File

Choose fileNo file chosen

Choose fileNo file chosen

Choose fileNo file chosen

Choose fileNo file chosen

Choose fileNo file chosen

SAVE

Uploaded Document

Show

10

entries

Search:

Sno

Document Name

Action

No data available in table

Step 6: After uploading all documents, click the 'Save' button.

Home

Vessel Services

Download Certificate

Change Password

Transaction Details

Logout

Document Details

Document

Ration Card

Voters Id Card

Documents of title to the fishing boat

BUYER/SELLER JOINT DECLARATION (50 RS STAMP)

REASON FOR CHANGE OF BOAT NAME ON RS.100 STAMP PAPER

Select File

Choose file

Untitled document.pdf

Choose file

Untitled document.pdf

Choose file

Untitled document.pdf

Choose file

Untitled document.pdf

Choose file

Untitled document.pdf

SAVE

Uploaded Document

Show

10

entries

Search:

Sno	Document Name	Action
No data available in table		

Step 7: Click the 'PAY NOW' button to proceed with the payment.

Menu

Home

Vessel Services

Download Certificate

Change Password

Transaction Details

Logout

Document Details

Data added successfully

Document	Select File
Ration Card	Uploaded
Voters Id Card	Uploaded
Documents of title to the fishing boat	Uploaded
BUYER/SELLER JOINT DECLARATION (50 RS STAMP)	Uploaded
REASON FOR CHANGE OF BOAT NAME ON RS.100 STAMP PAPER	Uploaded

SAVE PAY NOW

Step 8 : – Click the ‘PAY NOW’ button

The screenshot displays a web application interface for E-Payment. On the left is a blue sidebar with navigation links: Home, Vessel Services, Download Certificate, Change Password, Transaction Details, and Logout. The main content area has an orange header labeled 'E-Payment' and a section titled 'Services'. Below this is a table with the following structure:

Sl.No	Service	Fees	Required	Action
1	Fishing License [GJ-32283]		PAY NOW	

A red arrow points from the 'Fees' column to the 'PAY NOW' button in the 'Required' column of the first row.

Step 9: After clicking the PAY NOW button, read the terms and conditions and check the box to proceed with the payment.

Government of India
Department of Fisheries

Menu

- Home
- Vessel Services
- Download Certificate
- Change Password
- Transaction Details
- Logout

Terms and Condition

The Registration Fees and Application Fees once paid against each department will not be refunded in any case.

☐ I read this message and understood completely

E-Payment

Services

Sl.No	Service	Fees	Required	Action
1	Fishing License [GJ-32283]	₹1/-	PAY NOW	

Step 10: Click the PAY NOW button to be redirected to the payment gateway and complete the payment.

Government of India
Department of Fisheries

Menu

Terms and Condition

The Registration Fees and Application Fees once paid against each department will not be refunded in any case.

☒ I read this message and understood completely **PAY NOW**

E-Payment

Services

Sl.No	Service	Fees	Required	Action
1	Fishing License [GJ-32283]	₹1/-	PAY NOW	

Step 11: If the payment fails, the status will change to 'Payment Failed'. The user needs to initiate payment again clicking the Action button

Menu

Home

Vessel Services

Download Certificate

Change Password

Transaction Details

Logout

JENAMBEN UMARBHAI KHAN

DASHBOARD

Application Submitted
1

Application Verified
0

Application Approved
12

Application Rejected
0

RC Issued
2

LC Issued
2

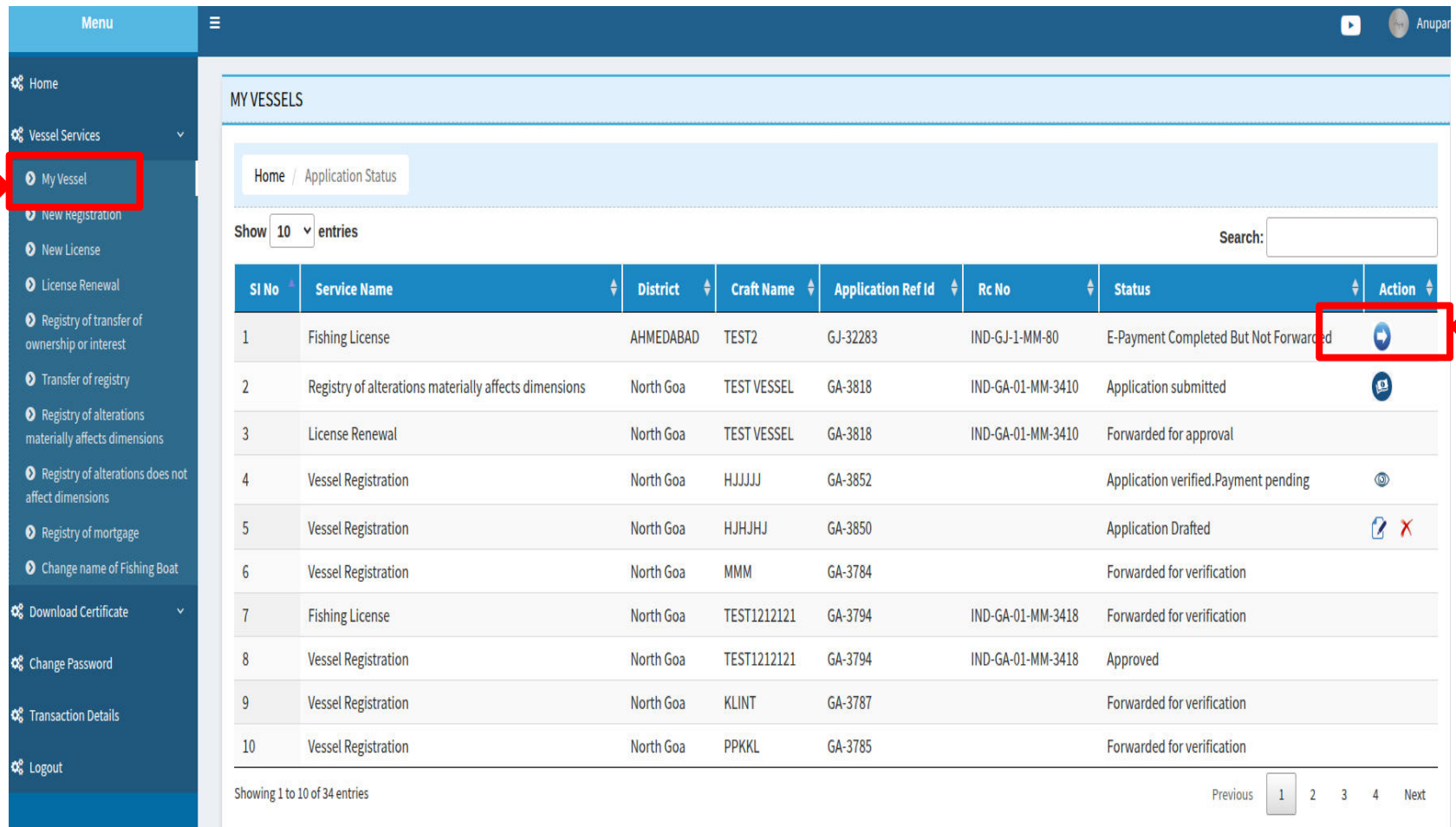
Home / Application Status

Show 10 entries

Search:

Sl No	Service Name	District	Craft Name	Application Ref Id	Rc No	Status	Action
1	Registry of transfer of ownership or interest	GIR SOMNATH	DAYA SAGAR.	GJ-27385	IND-GJ-32-MO-4348	Payment Failed	
2	License Renewal	GIR SOMNATH	DAYA SAGAR.	GJ-27385	IND-GJ-32-MO-4348	Approved	
3	License Renewal	GIR SOMNATH	NASIB 50	GJ-19641	IND-GJ-32-MO-7299	Approved	
4	Duplicate License	GIR SOMNATH	NASIB 50	GJ-19641	IND-GJ-32-MO-7299	Approved	

Step 12: After successful payment, go to My Vessels, which displays the status of the license service. If the status shows "E-Payment Complete but Not Forwarded," click the Arrow button to forward for verification.



The screenshot shows the 'MY VESSELS' page with a sidebar menu on the left and a table of vessel applications. The sidebar menu includes 'Home', 'Vessel Services', 'My Vessel', 'New Registration', 'New License', 'License Renewal', 'Registry of transfer of ownership or interest', 'Transfer of registry', 'Registry of alterations materially affects dimensions', 'Registry of alterations does not affect dimensions', 'Registry of mortgage', 'Change name of Fishing Boat', 'Download Certificate', 'Change Password', 'Transaction Details', and 'Logout'. The 'My Vessel' item is highlighted with a red box and a red arrow. The table lists 10 entries. The first entry has a status of 'E-Payment Completed But Not Forwarded' and an 'Action' button (a right-pointing arrow icon) highlighted with a red box and a red arrow. The table columns are: SI No, Service Name, District, Craft Name, Application Ref Id, Rc No, Status, and Action.

SI No	Service Name	District	Craft Name	Application Ref Id	Rc No	Status	Action
1	Fishing License	AHMEDABAD	TEST2	GJ-32283	IND-GJ-1-MM-80	E-Payment Completed But Not Forwarded	
2	Registry of alterations materially affects dimensions	North Goa	TEST VESSEL	GA-3818	IND-GA-01-MM-3410	Application submitted	
3	License Renewal	North Goa	TEST VESSEL	GA-3818	IND-GA-01-MM-3410	Forwarded for approval	
4	Vessel Registration	North Goa	HJJJJJ	GA-3852		Application verified.Payment pending	
5	Vessel Registration	North Goa	HJHJHJ	GA-3850		Application Drafted	
6	Vessel Registration	North Goa	MMM	GA-3784		Forwarded for verification	
7	Fishing License	North Goa	TEST1212121	GA-3794	IND-GA-01-MM-3418	Forwarded for verification	
8	Vessel Registration	North Goa	TEST1212121	GA-3794	IND-GA-01-MM-3418	Approved	
9	Vessel Registration	North Goa	KLINT	GA-3787		Forwarded for verification	
10	Vessel Registration	North Goa	PPKKL	GA-3785		Forwarded for verification	

Showing 1 to 10 of 34 entries

Previous 1 2 3 4 Next

Step 13: Click 'Forward for Verification' button.

The screenshot displays a web application interface for E-Payment Services. On the left is a blue sidebar menu with options: Home, Vessel Services, Download Certificate, Change Password, Transaction Details, and Logout. The main content area has an orange header 'E-Payment' and a section titled 'Services'. Below this, there is a 'Show' dropdown set to '10 entries' and a search bar. A table lists services with columns: Sl.No, Service, Fees, Required, and Action. The first entry is 'Fishing License [GJ-32283]' with a fee of '₹1/-' and a status of 'Payment Success'. The 'Action' column for this entry contains a 'Forward for Verification' button, which is highlighted with a red rectangular box. A large red arrow points to this button. At the bottom, it says 'Showing 1 to 1 of 1 entries' and includes 'Previous', '1', and 'Next' pagination controls.

Sl.No	Service	Fees	Required	Action
1	Fishing License [GJ-32283]	₹1/-	Payment Success	Forward for Verification

Step 14: Click the 'OK' button to confirm the verification forwarding.

The screenshot shows the website `demo.fishcraft.nic.in/web/public/payment/payment1.php`. The page header includes the Government of India logo and the Department of Fisheries. A confirmation dialog box is displayed in the center, asking "Are you sure you want to Forward". The dialog box has two buttons: "Cancel" and "OK". The "OK" button is highlighted with a red rectangle and a red arrow pointing to it. The background of the page shows the "E-Payment" section with a table of services.

demo.fishcraft.nic.in says
Are you sure you want to Forward

Cancel OK

E-Payment

Services

Show
10 entries

Search:

Sl.No	Service	Fees	Required	Action
1	Fishing License [G.I-32283]	₹1/-	Payment Success	Forward for Verification

Step 15 : After forwarding the record, the message 'The record is successfully forwarded' will appear on the screen.

Government of India
Department of Fisheries

Menu

Home
Fishing License Services
Download Certificate
Change Password
Transaction Details
Logout

E-Payment

Services

Show 10 entries


Search:

Sl.No	Service	Fees	Required	Action
1	Fishing License [GJ-32283]	₹1/-	Payment Success	

Showing 1 to 1 of 1 entries

Previous 1 Next


Forward To Department

 The record is successfully forwarded

The forwarded application will be verified by the State Fisheries Department and once found complete, the certificate is issued by the Registrar which will then be available in the Users dashboard for downloading.



Step 16: Go to My Vessels from the menu to check whether the status is approved.



Government of India
Department of Fisheries

ReALCRaft
(Registration And Licensing of Fishing Craft)

Menu

[Home](#)
[Vessel Services](#)
[Download Certificate](#)
[Change Password](#)
[Transaction Details](#)
[Logout](#)

MY VESSELS

Home / Application Status

Show 10 entries


Search:

SI No	Service Name	District	Craft Name	Application Ref Id	Rc No	Status	Action
1	Fishing License	AHMEDABAD	TEST2	GJ-32283	IND-GJ-1-MM-80	Approved	
2	Registry of alterations materially affects dimensions	North Goa	TEST VESSEL	GA-3818	IND-GA-01-MM-3410	Application submitted	
3	License Renewal	North Goa	TEST VESSEL	GA-3818	IND-GA-01-MM-3410	Forwarded for approval	
4	Vessel Registration	North Goa	HJJJJJ	GA-3852		Application verified.Payment pending	
5	Vessel Registration	North Goa	HJHJHJ	GA-3850		Application Drafted	
6	Vessel Registration	North Goa	MMM	GA-3784		Forwarded for verification	
7	Fishing License	North Goa	TEST1212121	GA-3794	IND-GA-01-MM-3418	Forwarded for verification	
8	Vessel Registration	North Goa	TEST1212121	GA-3794	IND-GA-01-MM-3418	Approved	
9	Vessel Registration	North Goa	KLINT	GA-3787		Forwarded for verification	
10	Vessel Registration	North Goa	PPKKL	GA-3785		Forwarded for verification	

Showing 1 to 10 of 34 entries

Previous1234Next

Step 17: If the license is approved, go to 'LC Certificate' under the 'Download Certificate' menu in the menu bar.



Government of India
Department of Fisheries

ReALCRaft
(Registration And Licensing of Fishing Craft)

Menu

- Home
- Vessel Services
 - Download Certificate
 - RC Certificate
 - LC Certificate
 - Change Password
 - Transaction Details
 - Logout

MY VESSELS

Home / Application Status

Show 10 entries

Search:

SI No	Service Name	District	Craft Name	Application Ref Id	Rc No	Status	Action
1	Fishing License	AHMEDABAD	TEST2	GJ-32283	IND-GJ-1-MM-80	Approved	
2	Registry of alterations materially affects dimensions	North Goa	TEST VESSEL	GA-3818	IND-GA-01-MM-3410	Application submitted	
3	License Renewal	North Goa	TEST VESSEL	GA-3818	IND-GA-01-MM-3410	Forwarded for approval	
4	Vessel Registration	North Goa	HJJJJJ	GA-3852		Application verified.Payment pending	
5	Vessel Registration	North Goa	HJHJHJ	GA-3850		Application Drafted	
6	Vessel Registration	North Goa	MMM	GA-3784		Forwarded for verification	
7	Fishing License	North Goa	TEST1212121	GA-3794	IND-GA-01-MM-3418	Forwarded for verification	
8	Vessel Registration	North Goa	TEST1212121	GA-3794	IND-GA-01-MM-3418	Approved	
9	Vessel Registration	North Goa	KLINT	GA-3787		Forwarded for verification	
10	Vessel Registration	North Goa	PPKKL	GA-3785		Forwarded for verification	

Showing 1 to 10 of 34 entries

Previous 1 2 3 4 Next

Step 18: Click the 'DOWNLOAD' button to download the certificate.

Menu

Home / Certificates

Certificates will be downloaded as pdf (max size: 400kb).

Show 10 entries

Search:

Sl No	Service Name	District	Craft Name	Application Ref Id	Rc No	Status	Action
1	Fishing License	AHMEDABAD	TEST2	GJ-32283	IND-GJ-1-MM-80	Approved	DOWNLOAD
2	Fishing License	North Goa	NBNNN	GA-3790	IND-GA-01-MM-3402	Approved	DOWNLOAD

Showing 1 to 2 of 2 entries

Previous 1 Next

Step 19 : The process is complete once the certificate is printed.

LC Certificate00.pdf

1 / 2 100%

6/13/23, 3:05 PM LC Certificate

1

2

GOVERNMENT OF TAMIL NADU
தமிழ்நாடு அரசு
Certificate of Licence of a Fishing Boat



1. Name of the Fishing Boat : **TN06FRPV6732**

2. Number & Date of Certificate of Registration : **IND-TN-16-MO-3638 & 13/06/2023**
(பதிவு எண் மற்றும் நாள்)

3. Number & Date of Licence : **TN-L209346/23 & 07/10/2021**
(உரிமம் எண் மற்றும் நாள்)

4. Name and Address of the Person/s to whom the Licence is issued (உரிமம் வழங்கப்படும் முகவரி) : **AZHAHUMALAI S/O APPARASU, 1430, FISHERMEN STREET POOMBUHAR**
அழகமுலை S/O அப்பாராசு 1430 மீனவர் தெரு பூம்புகார்

5. Particulars of Fishing Vessel Licensed
மீன்பிடிப் படகின் விவரம்
a) Length (Mtrs) : **9.090** b) Breadth (Mtrs) : **1.960** c) Depth (Mtrs) : **0.900**
நீளம் அகலம் ஆழம்

6. Make and HP of Engine (எந்திர விவரம்)
Make Year of make Engine Number HP
(தயாரித்த நிறுவனம்) (தயாரிப்பு வருடம்) (இயந்திரத்தின் எண்) (குதிரைத் திறன்)
Greaves Cotton Company 2020 AOG-1416950 10

7. Type of Vessel : **FRP VALLAM MOTORIZED WITH OBM**
மீன்பிடிப்படகின் வகை : ஒபிஎம் உள்ள எப்பூர்ப்பி வள்ளம்

8. Fishing Gear Licensed : **GILLNET**
மீன்பிடி வலை : செவுள் வலை

9. Specified Area for which the License is issued : **As prescribed in MFR Act**
மீன்பிடிக்கும் பகுதி

10. Period for which the License is issued (உரிமக் காலம்) : **07/10/2021 to 06/10/2024**

Place : **MAYILADUTHURAI**
Date : **13/06/2023**

Signature and Seal of the Authorised Officer

Thank You

